

# TH560B

## Telehandler

**CAT**®



### Engine

|                       |                    |        |
|-----------------------|--------------------|--------|
| Model                 | Caterpillar® 3054E |        |
| Gross Power (Basic)   | 74.5 kW            | 99 hp  |
| Gross Power (Premium) | 92 kW              | 120 hp |

### Weights

|                  |           |           |
|------------------|-----------|-----------|
| Operating Weight | 12 000 kg | 26,450 lb |
|------------------|-----------|-----------|

### Operating Specifications

|                     |         |           |
|---------------------|---------|-----------|
| Rated Load Capacity | 5000 kg | 11,000 lb |
| Maximum Lift Height | 13.5 m  | 44.25 ft  |

# TH560B Telehandler

*Caterpillar Telehandlers offer performance and versatility.*

---

## Operator Station

- ✓ Operators will feel relaxed and comfortable in the spacious, ergonomically designed cab. Considerable attention has been paid to control layout, making this cab an industry leader. **pg. 4**

---

## Ease of Operation

- ✓ Ease of operation was paramount in the design of the new TH560B. The single joystick, with its intuitive, modulated, hydraulic functions and the new Cat® electronic machine information display are designed to maximize operator efficiency. **pg. 5**

---

## Performance

- ✓ In its size class, the TH560B combines productivity, maneuverability and responsiveness to deliver smooth and stable performance on the job site. **pg. 6**

---

## Serviceability and Customer Support

- ✓ The lowest operating costs in the industry – setting new standards in serviceability. Caterpillar Dealer Services enables you to operate longer with lower costs, helped by significantly extended service intervals. **pg. 10**

*The TH560B is a highly versatile machine, designed to deliver maximum performance with traditional Cat reliability, durability and productivity in the toughest working conditions.*



---

### Power Train

- ✓ The TH560B is designed to perform in the toughest conditions. With its Cat 3054E engine, that's U.S. EPA Tier 2 compliant, and purpose designed Cat transmission and axles, you can depend on the TH560B to keep your job on schedule. **pg. 7**

---

### Versatility

- ✓ The TH560B is a very versatile machine. With its hydraulic quick coupler and extensive range of work tools, you can simply and efficiently get the job done. **pg. 8**

---

### Cost of Ownership

- ✓ Extended service intervals and the reduction in service parts give Cat the lowest operating costs in the industry. **pg. 9**



✓ *New Feature*



## Operator Station

*The operator station provides comfort and protection with excellent job site visibility and convenient, logical controls.*



**Intuitive Control Layout.** All day operator comfort and efficiency is ensured through our simple, logical control layout.

**Easy Access.** Cab entry and exit is both easy and convenient due to the well placed handholds and steps.

**Operator Protection.** The machine provides full operator security with ROPS/FOPS protection.

**Seat.** A variety of seats are available, tailored to meet the requirements of the operator and applications.

**Electronic Machine Information Display.** Communicates essential technical data to facilitate easier machine operation.

**Excellent Visibility.** The B-Series cab has superb visibility due to the use of advanced virtual design techniques.

**Joystick.** The joystick is capable of three simultaneous boom functions making machine operation easy. All functions are fully modulated.

## Ease of Operation

*Ease of operation was paramount in the design of the new TH560B. The single joystick, with its intuitive, modulated, hydraulic functions and the new Cat electronic machine information display are designed to maximize operator efficiency.*



**Joystick Control.** The joystick allows three simultaneous boom functions and incorporates a unique slider switch.

The joystick also operates the auxiliary hydraulic function and allows the option of a second auxiliary service for the use of work tools that require more than one hydraulic service.

**Hydraulic System.** The Cat Electro Hydraulic system allows all three boom functions to be operated simultaneously and proportionally. This enables precise placing of loads in challenging applications.

Auxiliary hydraulic functions are available on the joystick to allow operators to utilize more complex work tools.

A continuous flow auxiliary hydraulic supply is also available for operating tools that require continuous flow for long periods of time.

**Integrated System.** The Caterpillar integrated management system allows the engine, transmission and hydraulic systems to operate with maximum efficiency, control and productivity.

**Flow Sharing.** Three simultaneous hydraulic functions are achieved using a full flow sharing hydraulic valve. A load sensing variable displacement pump allows full hydraulic power even at low revs.

## Performance

*The TH560B delivers high performance to meet your specific job site needs.*



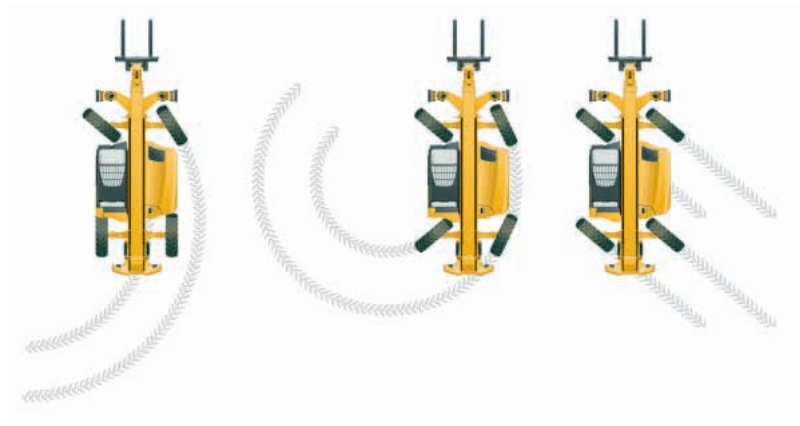
**Maneuverability.** The TH560B offers excellent maneuverability due to its tight turning circle and its three different steering modes.

The TH560B has a 48 degree axle steering angle and no rear tail swing, allowing it to work productively and safely in confined areas.

**Steering Modes.** The TH560B offers three steering modes (two wheel, crab and circle steer) to allow an operator to easily position the machine. Steering modes are selected by a single three-position rocker switch.

**Lift Height.** The TH560B can effectively and quickly place bricks, roofing materials and trusses to a maximum height of 13.5 m (44 ft).

**Reach.** Job site obstacles present challenges demanding a machine to place loads at greater distances – the TH560B delivers.





## Power Train

*Caterpillar engines, axles and transmissions give you the quality power train that you expect.*

**High Torque Rise Engine.** The Cat 3054E electronic engine is U.S. EPA Tier 2 compliant. While continuing to deliver maximum performance, they also feature improved timing, reduced smoke and exceptional service improvements. For improved sound characteristics, a venturi tailpipe has been packaged inside the engine enclosure.

The 3054E engine is offered in two configurations for the TH560B: a 74.5 kW (99 hp) option or a 92 kW (120 hp) option.

**Transmission.** The TH560B has a purpose designed, Caterpillar, four speed forward, three speed reverse powersyncro transmission with powershift controls.

**Axles.** The TH560B is fitted with Caterpillar planetary reduction axles with four wheel braking.

For improved machine performance in difficult conditions, a differential lock is available (front axle).



## Versatility

*Redefine the traditional role of a telehandler with the Cat TH560B.*



**Quick Coupler.** An IT interface is standard on the B-Series.

For optimum versatility, machines are equipped with the hydraulic quick coupler, allowing the operator to quickly and easily change non-hydraulic work tools without leaving the cab.

**Hydraulic Services.** Machines are equipped with Auxiliary Hydraulic services, allowing the use of hydraulically operated work tools. Two options are available:

- One auxiliary hydraulic service at the boom head
- Continuous hydraulic flow

**Work Tools.** A wide range of work tools are available to meet most job site applications. Caterpillar Telehandler Work Tools extend the versatility of the machine. Built for performance and durability, these work tools deliver high productivity, long life and excellent value.

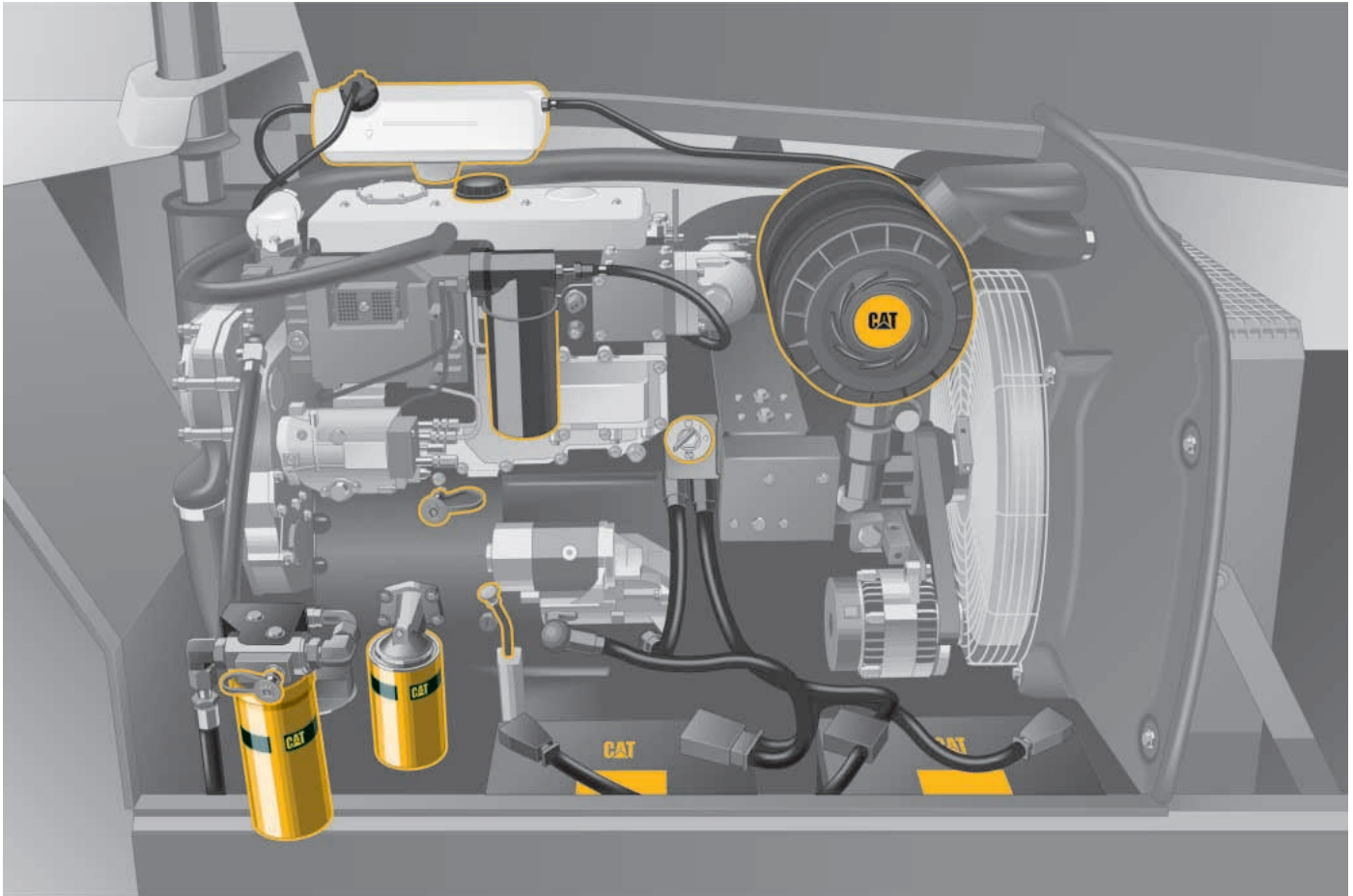
- General Purpose Bucket (1.0 m<sup>3</sup>/1.3 yd<sup>3</sup>)
- Material Handling Bucket (1.5 m<sup>3</sup>/1.95 yd<sup>3</sup>)
- Multi Purpose Bucket (1.0 m<sup>3</sup>/1.3 yd<sup>3</sup>)
- Grapple Bucket (0.85 m<sup>3</sup>/1.1 yd<sup>3</sup>)
- Fixed Carriage
- Rotate Carriage
- Sideshift Carriage
- Wide Carriage
- Wide Rotate Carriage
- Pallet Forks
- Block Forks
- Lift Hook
- Truss Boom
- Self-tipping Hopper
- Material Handling Arm

**Tow Hitches.** A manual rear tow hitch for off-highway towing is available as an option.



## Cost of Ownership

*The TH560B is specifically designed to lower your owning and operating costs.*



**Ease of Access.** Cost of ownership starts with ease of service. All Cat Telehandler service points are readily accessible and major components are easy to reach at ground level due to overall machine design.

**Daily Maintenance.** Routine daily maintenance is now reduced to checking fluid levels and a walkaround inspection.

**Service Intervals.** Engine oil, filter changes and routine lubrication are only required every 500 hours.

**Reduced Componentry.** The combined hydraulic/transmission oil filter requires changing at 1,000 hours. With the reduction in the number of filters and extended service intervals, operating costs are the lowest in the industry.

**Machine Security System.** Secure your investment with the Caterpillar Machine Security System (MSS), a programmable key system that provides optimum machine security for both fleet users and single owners.

- MSS disables the machine by interacting with the machine's Electronic Control Modules (ECM)

- Keys fit all existing Cat machines (including machines without MSS)
- Each machine can store up to 50 key identifications
- Each key can be configured to operate a certain range of machines or enable operation for a certain period of time

## Serviceability and Customer Support

*Caterpillar Dealer Services, along with significantly extended service intervals enables you to operate longer with lower costs.*



**Access.** All Cat Telehandler service points, including the combined transmission/hydraulic oil filter, are readily accessible and major components are easy to reach at ground level due to the overall machine design.

A cab mounted service point allows access to the fuel fill, hydraulic oil fill, washer bottle, fuse box and cab air filter for routine checks.

**Selection.** Make detailed comparisons before you buy. Your Cat Dealer can give you precise answers to your questions.

**Purchase.** Look at the value that the TH560B Telehandler will offer you. Consider all the flexible financing options your Cat Dealer offers as well as day to day operating costs.

**Operation.** Improving operating techniques can boost your profits. Your Cat Dealer has training literature and other ideas to help increase your productivity.

**Maintenance.** Repair options guarantee the cost of repairs up front. Diagnostic programs such as Scheduled Oil Sampling and Technical Analysis help you avoid unscheduled repairs.

**Replacement.** Repair, rebuild or replace? Your Cat Dealer can help you evaluate the cost involved so you can make the right choice.

**Product Support.** You will find high availability of parts at our Dealer parts counter. Cat Dealers utilize a worldwide computer network to find in-stock parts to minimize machine downtime. Additionally, Caterpillar offers a line of genuine remanufactured components which can help lower repair costs.

**Easy Financing.** Your Cat Dealer can provide a financing package to meet your needs.

## Engine

|                          |                   |                     |
|--------------------------|-------------------|---------------------|
| Model                    | Caterpillar 3054E |                     |
| Gross Power (Basic)      | 74.5 kW           | 99 hp               |
| Gross Power (Premium)    | 92 kW             | 120 hp              |
| Net Power (Basic)        | 70.8 kW           | 94.9 hp             |
| Net Power (Premium)      | 87.5 kW           | 117.5 hp            |
| Maximum Torque (Basic)   | 410 N•m           | 303 lb ft           |
| Maximum Torque (Premium) | 450 N•m           | 330 lb ft           |
| Bore                     | 100 mm            | 3.94 in             |
| Stroke                   | 127 mm            | 5 in                |
| Displacement             | 4.4 L             | 268 in <sup>3</sup> |

- Engine is U.S. EPA Tier 2 compliant.
- Maximum net power shown is the power available at the flywheel when the engine is equipped with, fan, air cleaner, muffler and alternator.
- Maximum torque shown is at 1400 rpm.

## Weights

|                  |           |           |
|------------------|-----------|-----------|
| Operating Weight | 12 000 kg | 26,450 lb |
|------------------|-----------|-----------|

## Operating Specifications

|   |         |           |
|---|---------|-----------|
| Rated Load Capacity                       | 5000 kg | 11,000 lb |
| Maximum Lift Height                       | 13.5 m  | 44.25 ft  |
| Load at Maximum Height – Stabilizers Down | 4086 kg | 9,000 lb  |
| Load at Maximum Height – Stabilizers Up   | 4086 kg | 9,000 lb  |
| Maximum Forward Reach                     | 9.2 m   | 30.2 ft   |
| Load at Maximum Reach – Stabilizers Down  | 1800 kg | 4,000 lb  |
| Load at Maximum Reach – Stabilizers Up    | 900 kg  | 2,000 lb  |
| Top Travel Speed                          | 32 kph  | 20 mph    |

## Dimensions

|                           |         |         |
|---------------------------|---------|---------|
| Height                    | 2590 mm | 8.5 ft  |
| Width                     | 2550 mm | 8.4 ft  |
| Wheelbase                 | 3250 mm | 10.7 ft |
| Length to Fork Face       | 6550 mm | 21.5 ft |
| Ground Clearance          | 505 mm  | 20 in   |
| Turning Radius over Tires | 3.87 m  | 12.7 ft |

## Hydraulic System

|                            |  |              |
|----------------------------|--|--------------|
| Maximum System Pressure    | 250 bar  | 3,625 psi    |
| Maximum Pump Flow          | 142.3 L/min  | 37.6 gal/min |
| Auxiliary Hydraulic Supply |  |              |
| Intermittent Flow          | 90 L/min   | 24 gal/min   |
| Continuous Flow            | 60 L/min   | 16 gal/min   |
| Pump Type                  | Variable Displacement Load Sensing Axial Piston Pump |              |

## Service Refill Capacities

|                |       |          |
|----------------|-------|----------|
| Fuel Tank      | 110 L | 29 gal   |
| Hydraulic Tank | 90 L  | 23.8 gal |

## Transmission Speeds

|             |        |        |
|-------------|--------|--------|
| Forward – 1 | 6 kph  | 4 mph  |
| Forward – 2 | 12 kph | 7 mph  |
| Forward – 3 | 20 kph | 13 mph |
| Forward – 4 | 32 kph | 20 mph |
| Reverse – 1 | 6 kph  | 4 mph  |
| Reverse – 2 | 12 kph | 7 mph  |
| Reverse – 3 | 20 kph | 13 mph |


## Boom Performance

|                        |            |
|------------------------|------------|
| Boom Up                | 16 Seconds |
| Boom Down              | 11 Seconds |
| Tele In                | 12 Seconds |
| Tele Out               | 13 Seconds |
| Crowd Forward (dump)   | 3 Seconds  |
| Crowd Backward         | 3 Seconds  |
| Combined – Up and Out  | 27 Seconds |
| Combined – Down and In | 17 Seconds |

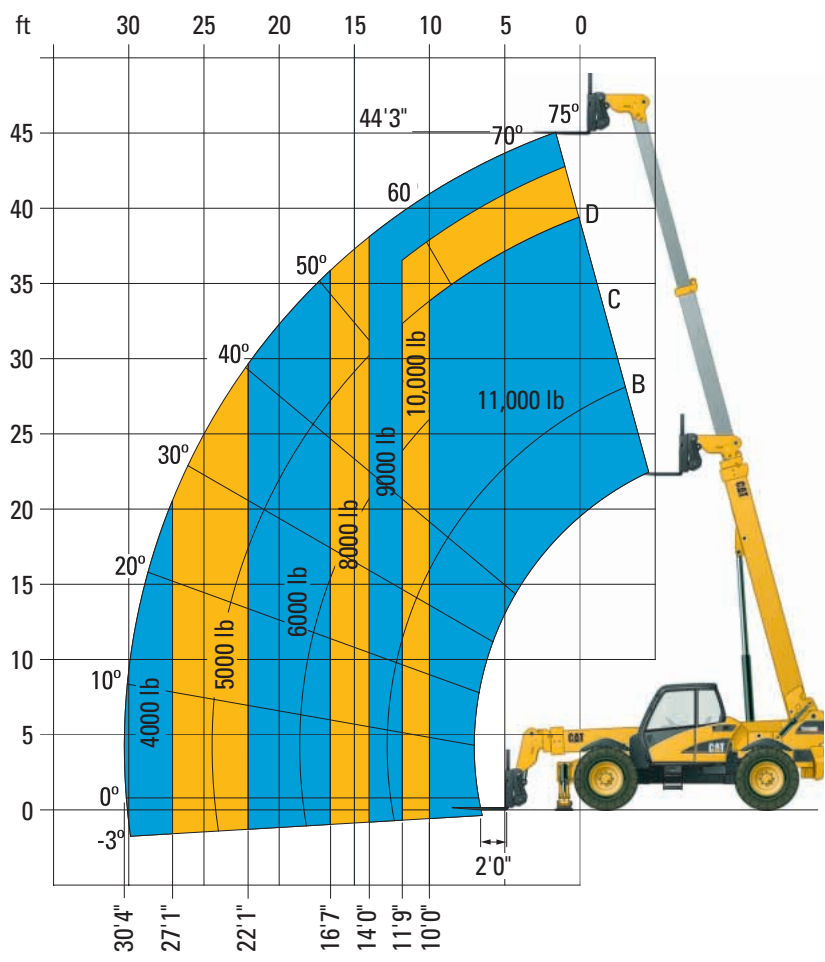


# Dimensions

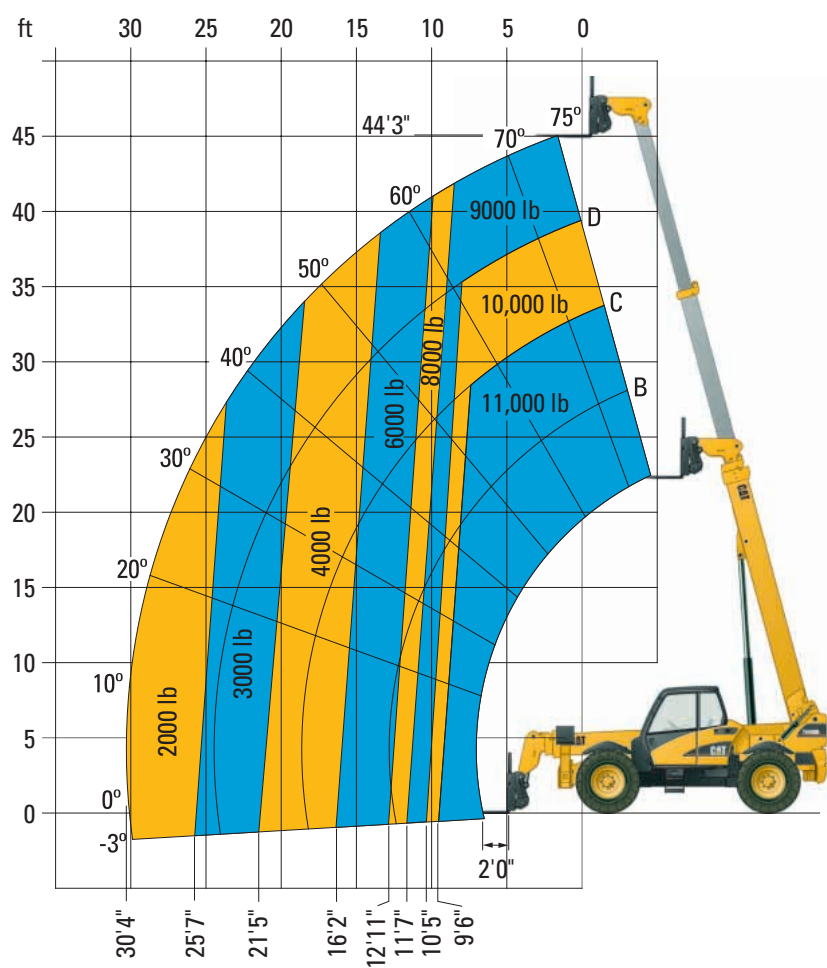
All dimensions are approximate.



# Load Charts and Dimensions



Load Charts and Dimensions (continued)



## Standard Equipment

*Standard equipment may vary. Consult your Caterpillar Dealer for details.*

### TELESCOPIC BOOM

- Wear pads, non-metallic
- Lock valve on hydraulic cylinders
- Boom angle indicator
- Auxiliary to the boom head

### ELECTRICAL

- Alternator, 90-amp
- Anti-restart key switch
- Battery, maintenance-free, 12 volt, 750 CCA
- Horn
- Alarm, backup
- Electronic Control Module
- Power sockets, 12 volt internal and external
- Caterpillar Electronic Technician diagnostic connection

### OPERATOR STATION

- Canopy, ROPS/FOPS
- Joystick, electronic
- Adjustable joystick wristrest
- Low step, grab bars
- 2-way adjustable seat, 50 mm (2 in) seat belt, document pouch
- Steering wheel spinner knob
- Floor mat
- Right side rear view mirror
- Service door, cab air intake filter, fuel fill, hydraulic fill, level indicator, fuse panel and washer fill
- Instrument cluster with power train and system monitor, steering alignment indicator, fuel gauge, engine oil temperature gauge, engine water temperature gauge, hydraulic transmission temperature, SMU and air filter blockage indicator
- Cup holder
- Fixed steering column

### POWER TRAIN

- Engine, Cat 3054E (U.S. EPA Tier 2 compliant)
- Air cleaner, dual element and filter condition indicator
- Thermal starting aid
- Water separator
- Transmission, Caterpillar 4 forward/3 reverse Powersyncro
- Direction change, single lever, column mounted
- Spin-on filters: engine oil filter, hydraulic/transmission filter
- Axles, Caterpillar; planetary drive, full time mechanical
- 4-wheel drive, integrated steer cylinders protected above axles
- Steering, power assisted, enclosed oil disc brakes, front axle
- Parking brake, dry disc with transmission disconnect

### STRUCTURE

- Stabilizers, complete with access platform sensors
- Chassis, frame level
- Rear axle lock
- Hydraulic quick coupler

### ANTI-FREEZE

- Anti-freeze, extended life -36° C (-34° F)

### TIRES

- Cat brand 14.00-24

### OTHER EQUIPMENT

- Integrated lift and tie down points
- Padlock on power module
- Retrieval point
- Standard Cat color paint



## Optional Equipment

*Optional equipment may vary. Consult your Caterpillar Dealer for details.*

### ELECTRICAL

- Light packages: boom lights, roading lights, cab lights
- Alternator, 105 amps
- Dual battery
- Battery disconnect
- Engine heater block, 120V/750 Watts

### OPERATOR STATION

- Enclosed cab
- Air conditioning
- Heater
- Seats: cloth suspension, cloth air-suspension
- Headliner
- Door pocket
- Sun visor
- Screen guard
- Additional left hand mirror
- Rear wash/wipe
- Machine Security System (MSS)
- Beacon, magnetic mount
- Adjustable steering column
- Radio ready
- Auxiliary hydraulic continuous flow switch
- 75 mm (3 in) retractable seat belt

### POWER TRAIN

- Differential lock
- Auto steering align

### ANTI-FREEZE

- Anti-freeze, extended life  $-50^{\circ}\text{C}$  ( $-58^{\circ}\text{F}$ )

### TIRES

- 14.00-24 SGG Goodyear
- 14-24 Cat (Trak n Seal)
- 14-24 SGG 2A 16PR (Trak n Seal) Goodyear

### OTHER EQUIPMENT

- Fenders
- Lockable storage drawer
- Steering cylinder lock

### WORK TOOLS

- Carriage: standard, rotate, wide frame, wide frame (rotate), side-shift

#### Forks:

- Pallet forks  $50 \times 100 \times 1220\text{ mm}$  (2 in  $\times$  4 in  $\times$  48 in)
- Block forks  $51 \times 51 \times 1219\text{ mm}$  (2 in  $\times$  2 in  $\times$  48 in)
- Pallet forks  $51 \times 102 \times 1524\text{ mm}$  (2 in  $\times$  4 in  $\times$  60 in)

#### Buckets:

- General Purpose  $1.0\text{ m}^3$  (1.3 yd<sup>3</sup>)
- Material Handling  $1.5\text{ m}^3$  (1.95 yd<sup>3</sup>)
- Multi Purpose  $1.0\text{ m}^3$  (1.3 yd<sup>3</sup>)
- Grapple  $0.85\text{ m}^3$  (1.1 yd<sup>3</sup>)

#### Material Handling Arm

- Self-tipping Hopper,  $1.2\text{ m}^3$  (1.56 yd<sup>3</sup>)

#### Lifting Hook

#### Truss Boom

### OTHER ATTACHMENTS

- Hitch, manual rear-tow

# TH560B Telehandler

**ForgetAboutBob.com**

*There's A New Skid Steer In Town!*



**800-492-6994**

For more complete information on Cat products, dealer services,  
and industry solutions, visit us on the web at **[www.CAT.com](http://www.CAT.com)**

© 2004 Caterpillar  
All Rights Reserved  
Printed in U.S.A.

AEHQ5547-01 (6-04)

Replaces AEHQ5547

Materials and specifications are subject to change without notice.  
Featured machines in photos may include additional equipment.  
See your Caterpillar dealer for available options.

**CATERPILLAR®**